


## Step 1: Download the application "SGS Stages" in the Apple or Google Play Store

Find the Stages application by searching iTunes (iPhone users) or the Google Play Store (Android) for "Secure Global Solutions". The app name is "Stages"

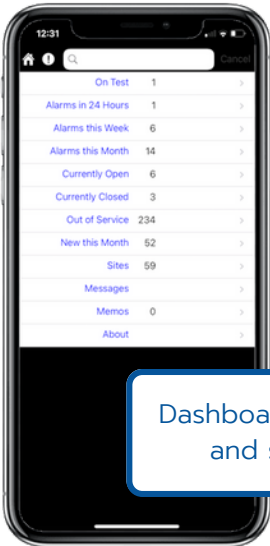


## Step 2: Add an "Endpoint"



1. Tap the **Add/Edit** Button, then tap +
2. Enter the following
  - a. Name: "United Central Control" or "UCC"
  - b. End Point:
    - i. Op1: <https://dealer.teamucc.com/mobile/gateway.aspx>
    - ii. Op2: <https://dealer2.teamucc.com/mobile/gateway.aspx>
3. User Name: (Your Stages username)
4. Save
5. Tap on the end point again to "Make it Active"

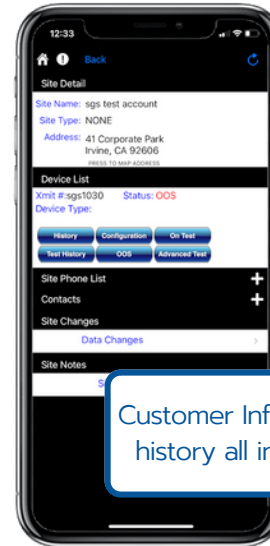
## Step 3: Log in with your passcode



Dashboard options and search



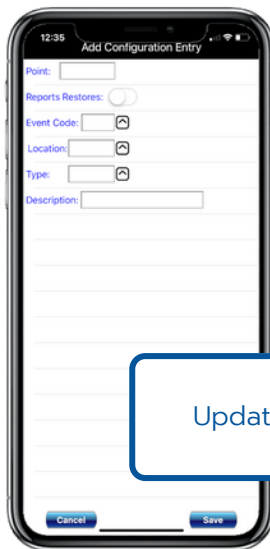
Search by specific fields



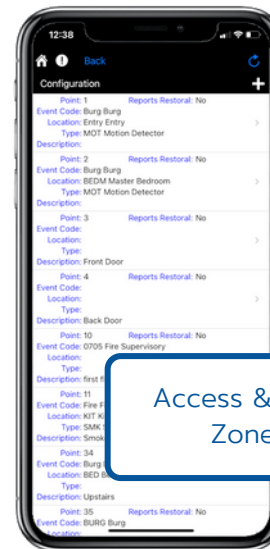
Customer Info, Testing, & history all in one place



Update Contacts



Update Zones



Access & Update Zone List

If you need help setting up the app, please contact Dealer Support at [dealersupport@teamucc.com](mailto:dealersupport@teamucc.com) or (855) 756-5558